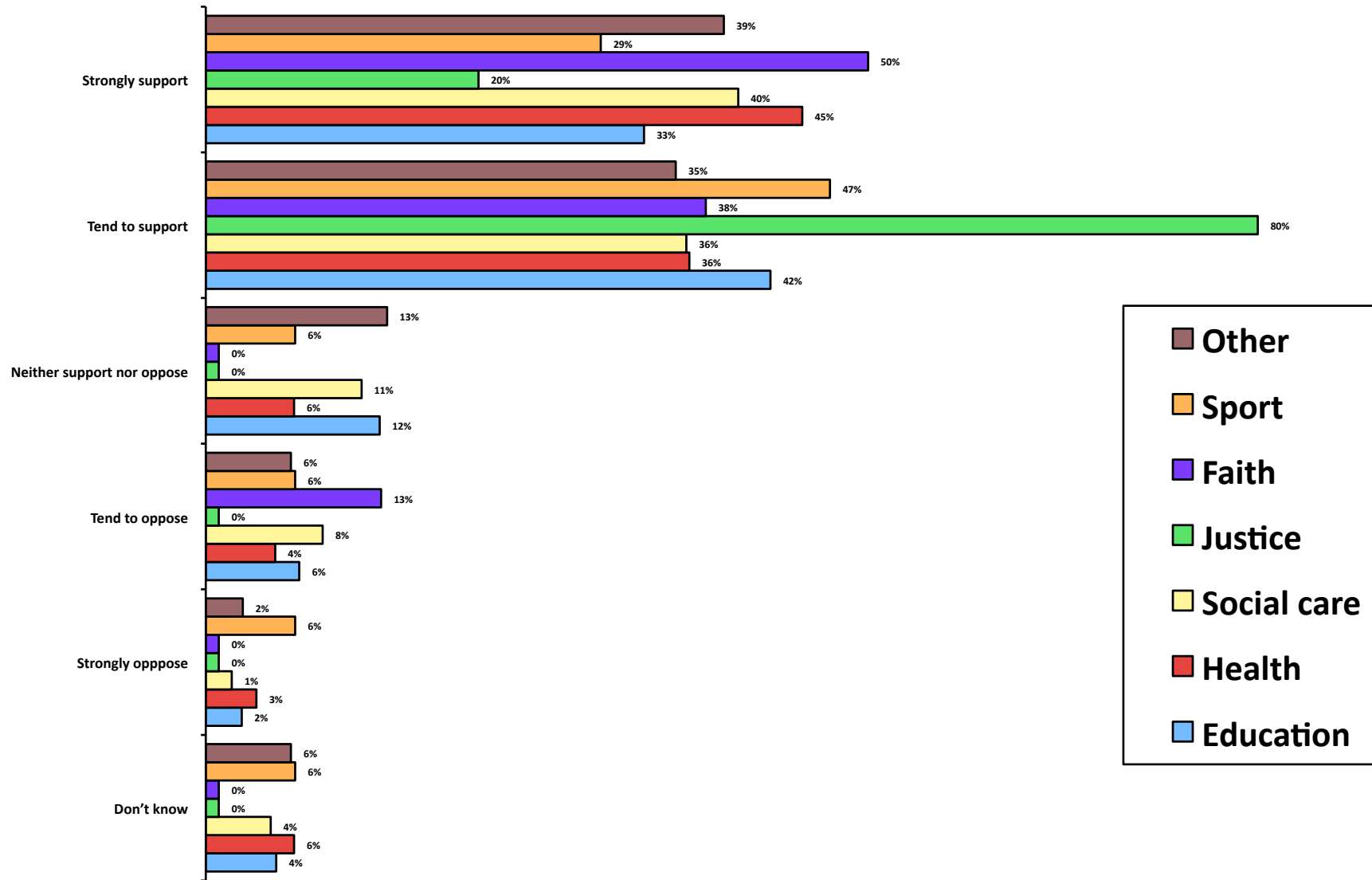
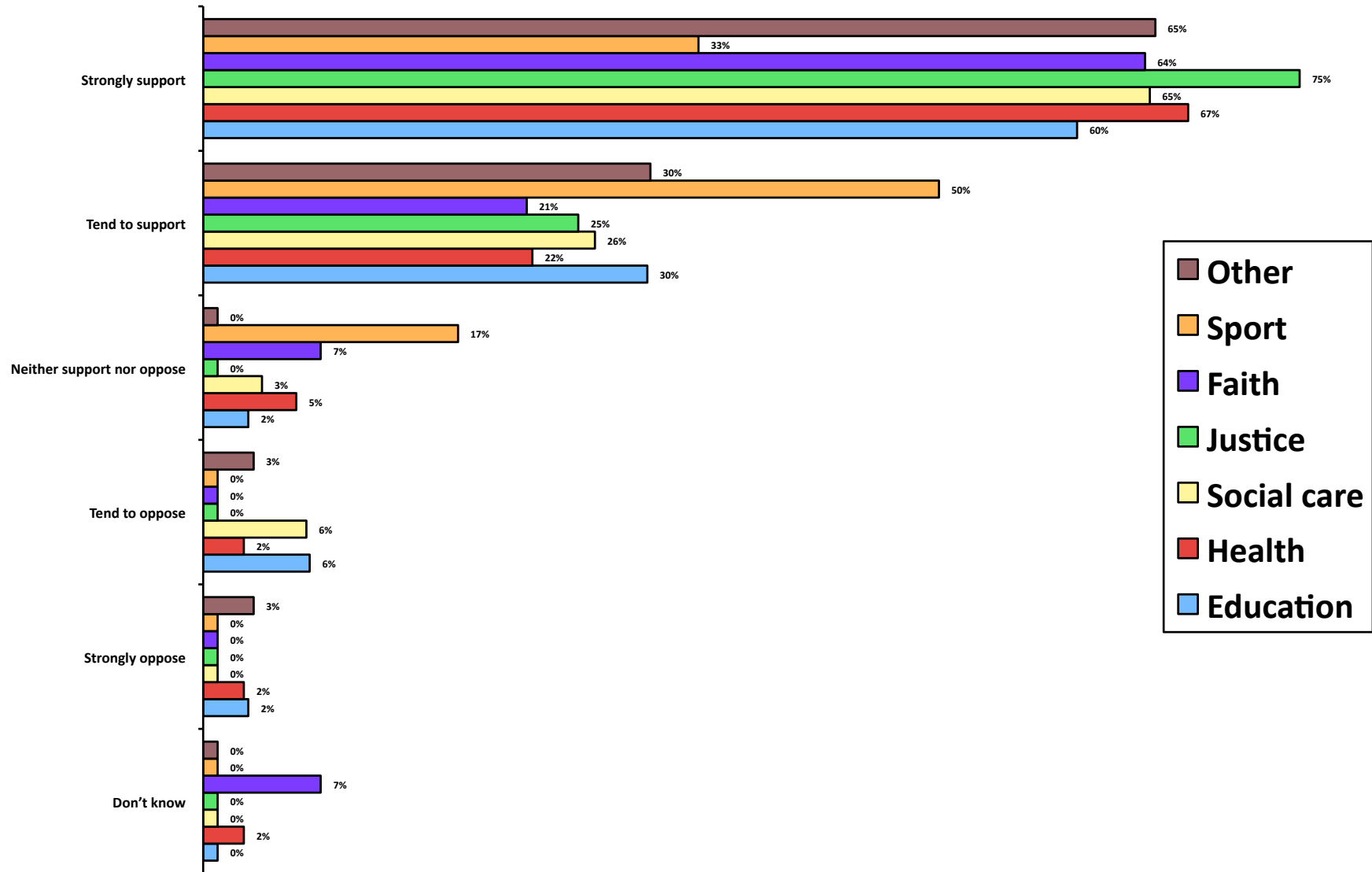


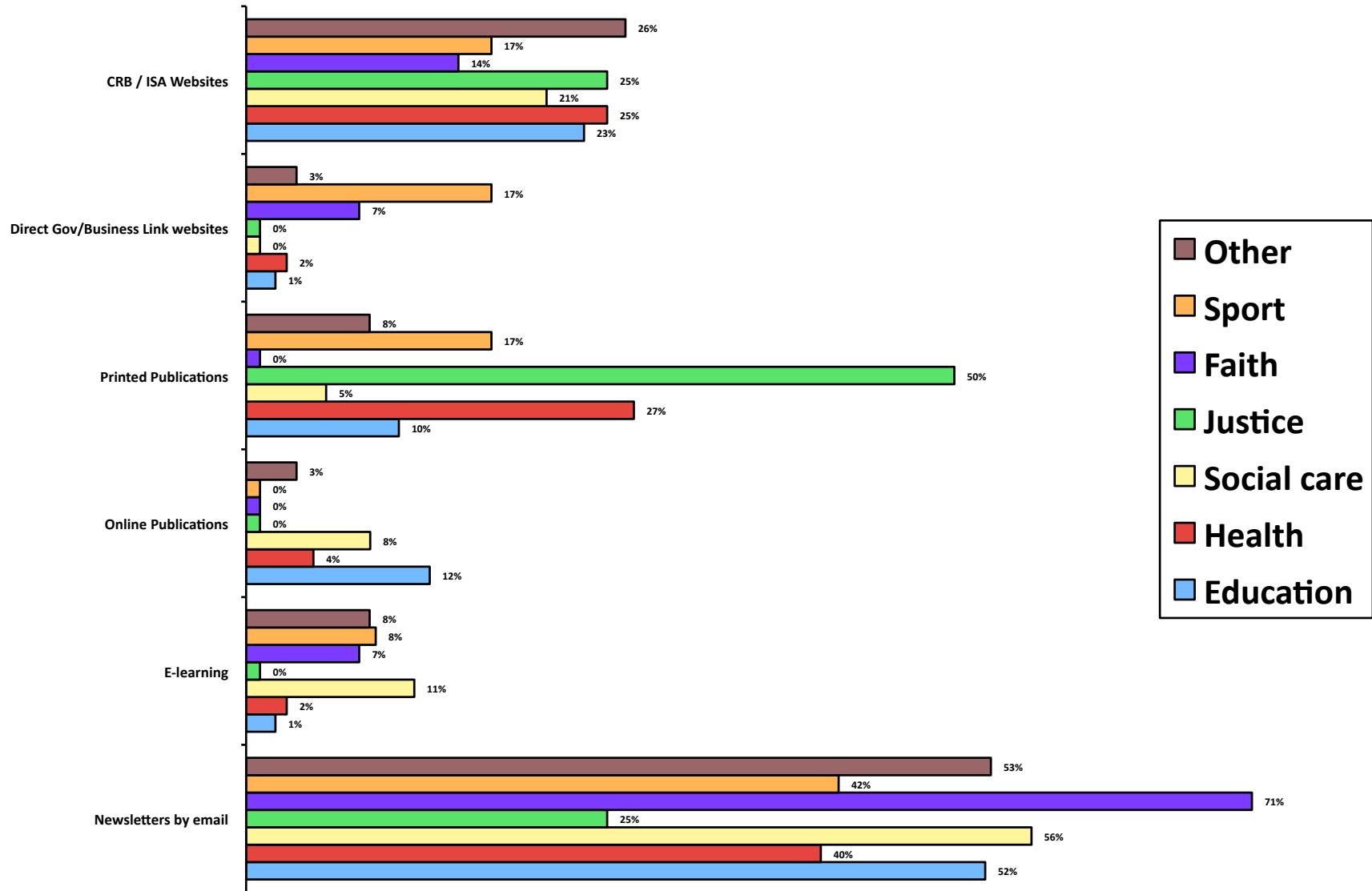
Overall, from what you already know, to what extent do you support or oppose the "Vetting and Barring Scheme"?



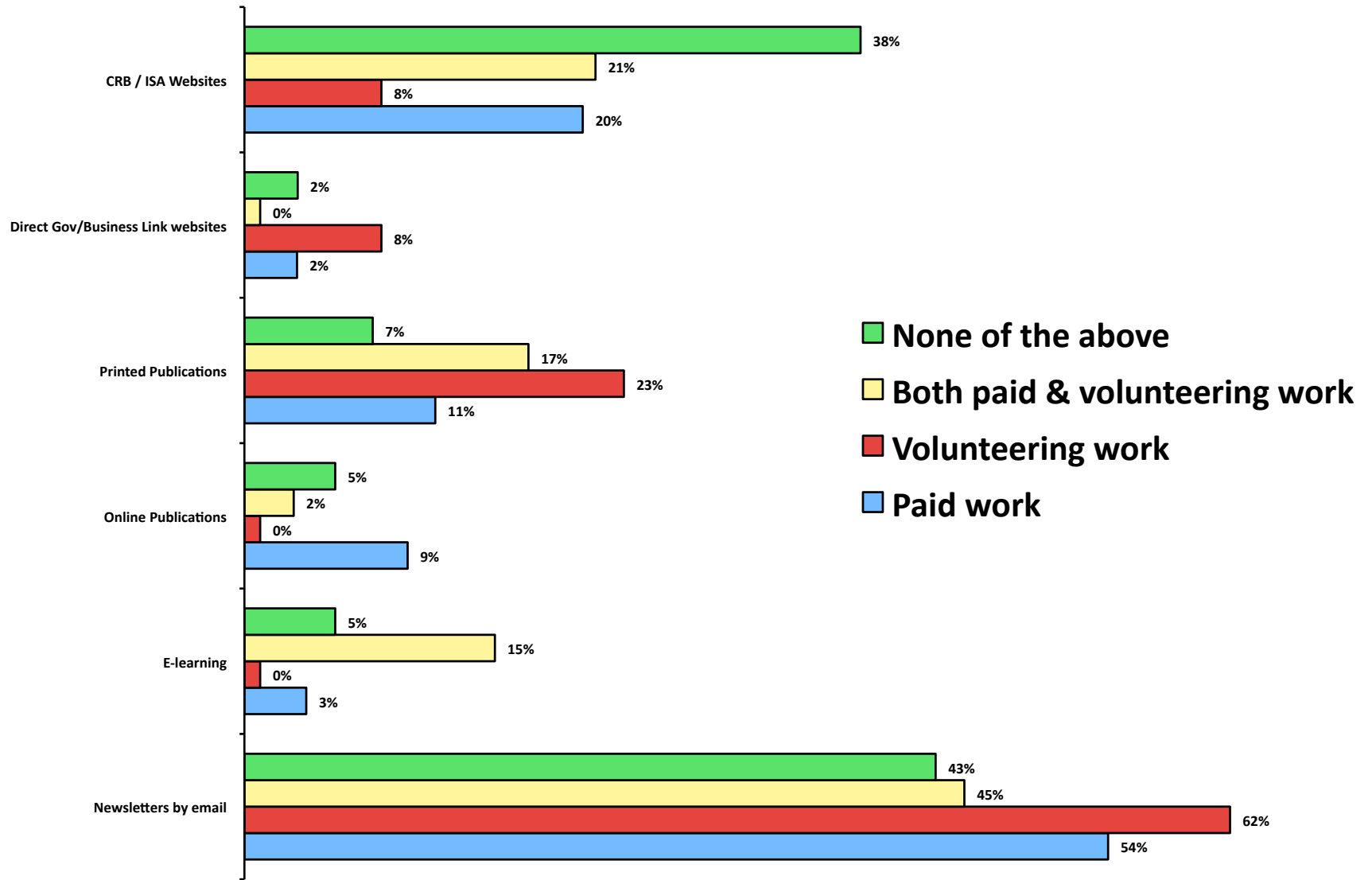
Overall, from what you knew before today and what you have heard at this event, to what extent do you Support or Oppose the "Vetting and Barring Scheme"?



How would you like us to communicate other information about the scheme?

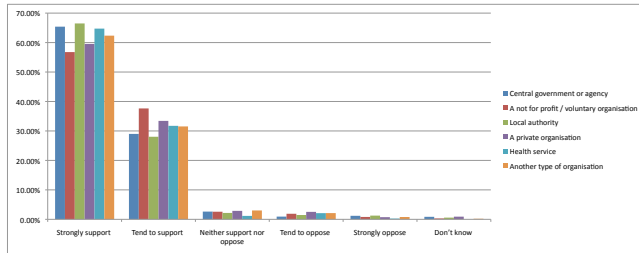


How would you like us to communicate other information about the scheme?

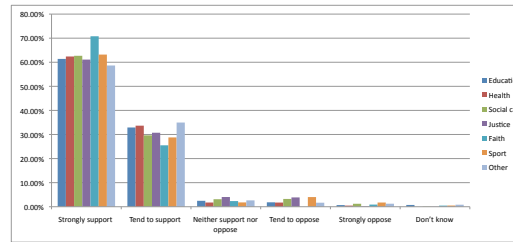


Overall, from what you knew before today and what you have heard at this event, to what extent do you support or oppose the “Vetting and Barring Scheme” ?

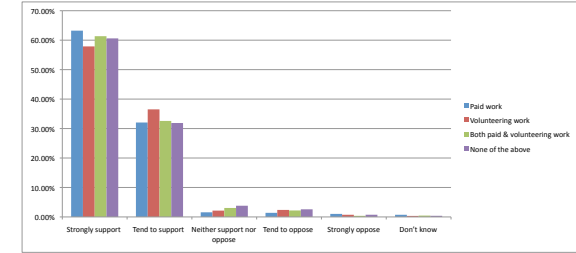
	Strongly support	Tend to support	Neither support nor oppose	Tend to oppose	Strongly oppose	Don't know
Central government or agency	65.40%	29.00%	2.63%	0.93%	1.20%	0.85%
A not for profit / voluntary organisation	56.77%	37.64%	2.58%	1.89%	0.31%	0.21%
Local authority	66.49%	28.03%	2.17%	1.47%	1.26%	0.58%
A private organisation	59.54%	33.41%	2.87%	2.53%	0.73%	0.91%
Health service	64.74%	31.74%	1.17%	2.10%	0.27%	0.00%
Another type of organisation	62.35%	31.53%	3.01%	2.11%	0.79%	0.20%



	Strongly support	Tend to support	Neither support nor oppose	Tend to oppose	Strongly oppose	Don't know
Education	61.39%	32.91%	2.46%	1.83%	0.68%	0.74%
Health	62.39%	33.66%	1.75%	1.73%	0.46%	0.00%
Social care	62.69%	29.65%	3.11%	3.23%	1.23%	0.09%
Justice	61.11%	30.73%	4.03%	3.86%	0.20%	0.07%
Faith	70.80%	25.51%	2.34%	0.00%	0.89%	0.46%
Sport	63.19%	28.78%	3.79%	4.01%	1.74%	0.49%
Other	58.65%	34.96%	2.64%	1.66%	1.25%	0.83%

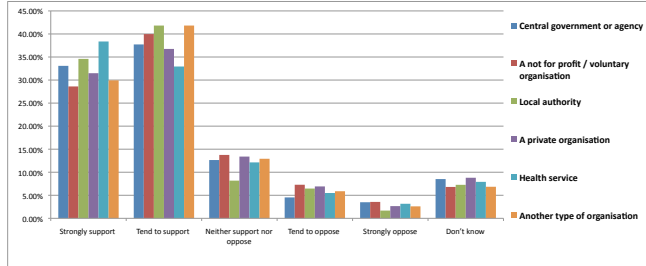


	Strongly support	Tend to support	Tend to oppose	Strongly oppose	Don't know
Paid work	63.23%	32.05%	1.57%	1.39%	1.03%
Volunteering work	57.88%	36.51%	2.15%	2.38%	0.74%
Both paid & volunteering work	61.35%	32.59%	3.04%	2.20%	0.38%
None of the above	60.61%	31.88%	3.80%	2.59%	0.75%

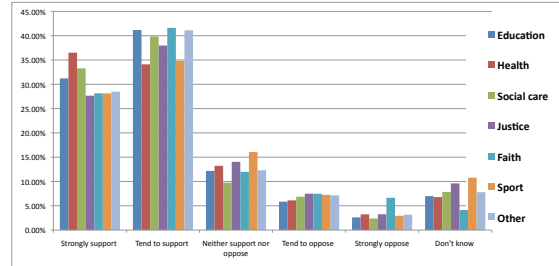


Overall, from what you already know, to what extent do you support or oppose the “Vetting and Barring Scheme” ?

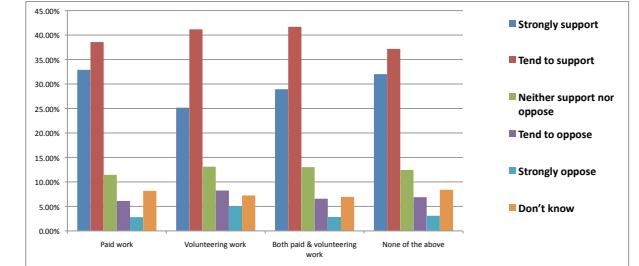
	Strongly support	Tend to support	Neither support nor oppose	Tend to oppose	Strongly oppose	Don't know
Central government or agency	33.08%	37.73%	12.65%	4.54%	3.49%	8.52%
A not for profit / voluntary organisation	28.63%	39.97%	13.76%	7.29%	3.56%	6.81%
Local authority	34.59%	41.82%	8.18%	6.46%	1.68%	7.27%
A private organisation	31.49%	36.75%	13.40%	6.92%	2.65%	8.80%
Health service	38.37%	32.94%	12.13%	5.49%	3.16%	7.91%
Another type of organisation	29.93%	41.83%	12.92%	5.88%	2.60%	6.85%



	Strongly support	Tend to support	Neither support nor oppose	Tend to oppose	Strongly oppose	Don't know
Education	31.21%	41.17%	12.17%	5.85%	2.61%	6.99%
Health	36.52%	34.11%	13.23%	6.11%	3.25%	6.79%
Social care	33.29%	39.85%	9.75%	6.86%	2.39%	7.85%
Justice	27.65%	37.97%	14.04%	7.49%	3.25%	9.60%
Faith	28.15%	41.62%	11.98%	7.48%	6.65%	4.13%
Sport	28.13%	34.84%	16.07%	7.25%	2.94%	10.78%
Other	28.49%	41.11%	12.30%	7.14%	3.17%	7.79%

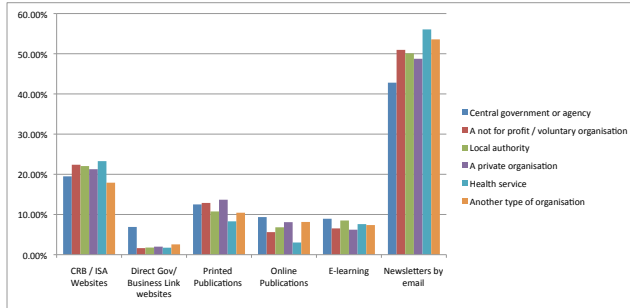


	Strongly support	Tend to support	Neither support nor oppose	Tend to oppose	Strongly oppose	Don't know
Paid work	32.89%	38.56%	11.45%	6.12%	2.80%	8.18%
Volunteering work	25.16%	41.17%	13.11%	8.24%	5.08%	7.23%
Both paid & volunteering work	28.93%	41.68%	13.02%	6.57%	2.85%	6.94%
None of the above	32.02%	37.17%	12.45%	6.88%	3.09%	8.39%

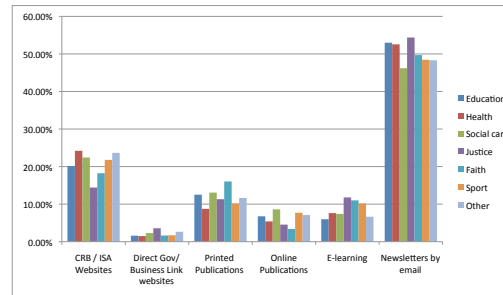


How would you like us to communicate other information about the scheme?

	CRB / ISA Websites	Direct Gov/Business Link websites	Printed Publications	Online Publications	E-learning	Newsletters by email
Central government or agency	19.49%	6.90%	12.51%	9.36%	8.94%	42.80%
A not for profit / voluntary organisation	22.38%	1.63%	12.88%	5.61%	6.54%	50.96%
Local authority	22.05%	1.77%	10.76%	6.81%	8.51%	50.10%
A private organisation	21.27%	2.00%	13.68%	8.09%	6.22%	48.75%
Health service	23.28%	1.74%	8.30%	3.03%	7.61%	56.05%
Another type of organisation	17.91%	2.56%	10.44%	8.14%	7.37%	53.58%



	CRB / ISA Websites	Direct Gov/Business Link websites	Printed Publications	Online Publications	E-learning	Newsletters by email
Education	20.16%	1.59%	12.52%	6.76%	5.98%	52.99%
Health	24.21%	1.49%	8.75%	5.39%	7.61%	52.56%
Social care	22.42%	2.30%	13.07%	8.62%	7.39%	46.21%
Justice	14.42%	3.57%	11.31%	4.55%	11.78%	54.38%
Faith	18.24%	1.65%	16.04%	3.39%	11.00%	49.70%
Sport	21.78%	1.71%	10.19%	7.70%	10.18%	48.45%
Other	23.66%	2.63%	11.65%	7.11%	6.64%	48.31%



	CRB / ISA Websites	Direct Gov/Business Link websites	Printed Publications	Online Publications	E-learning	Newsletters by email
Paid work	21.78%	1.69%	14.27%	7.12%	6.92%	48.23%
Volunteering work	26.22%	3.34%	8.37%	5.93%	11.16%	44.97%
Both paid & volunteering work	20.35%	1.77%	10.97%	5.95%	8.09%	52.86%
None of the above	16.92%	3.26%	12.70%	7.29%	6.92%	52.90%

